













Entwicklung der Monatspünktlichkeit nach Verkehrsverträgen

Verkehrsvertrag	Betreiber	01_2024	02_2024	03_2024	04_2024	05_2024
Dieselnetz Sachsen-Anhalt		89,15%	92,05%	91,10%	90,10%	91,90%
Elektronetz Nord		83,17%	88,44%	89,36%	85,44%	89,61%
Mitteldeutsches S-Bahn Netz II		88,82%	90,69%	89,72%	90,76%	87,70%
Saale-Thüringen-Südharz		87,79%	92,17%	92,04%	85,22%	85,60%
Mitteldeutsches S-Bahn Netz I		94,32%	94,68%	93,79%	96,37%	92,78%
Netz Elbe-Spree I		77,32%	85,87%	85,47%	79,66%	86,39%
Elster-Geiseltal		96,89%	98,32%	97,41%	97,94%	98,04%
Harzer Schmalspurbahnen		92,92%	91,75%	94,31%	95,45%	93,63%
Dieselnetz Ostthüringen		83,57%	89,55%	88,69%	87,24%	75,39%
Netz Elbe-Spree II		86,34%	84,29%	86,69%	88,40%	79,59%
Netz Nord-Süd		75,88%	78,33%	80,70%	84,87%	77,78%
Elbe-Altmark II		98,02%	96,68%	97,87%	97,29%	93,12%